




Hammer Mini
Art. 0796TQK1D



Categoria / Category

Incassi / Downlights

IP20

220/240 V
50/60 Hz

RG1

Ta
35°

Specifiche meccaniche / Mechanical specs

Corpo / Body	Pressofusione di Alluminio / Die-Cast Aluminium Body
Ottica / Optic	Riflettore in Alluminio / Aluminum Reflector
Verniciatura / Finishing	Verniciatura a Polvere / Powder Painted
Foro incasso / Cutting hole	Ø105 mm

Specifiche elettriche / Electrical specs

Alimentatore / Driver	Incluso / Included
Regolazione / Diming	Dimmerabile Push / Push Dimmable
Tensione in ingresso / Input voltage	220-240V / 50-60Hz
Potenza sistema / System power	24 W
Potenza sorgente / Source power	21 W
Corrente di Alimentazione / Supply current	600 mA
Efficienza / Efficiency	141 lm/W
Classe energetica / Energy efficiency class	E


Specifiche illuminotecniche / *Illuminotecnical specs*

Sorgente / <i>Light source</i>	COB - LES15
SDCM	3
IRC / <i>CRI</i>	>90
Temperatura colore / <i>CCT</i>	4000 K
Flusso nom. / <i>Nom. flux</i>	2980 lm
Flusso effettivo / <i>Effective flux</i>	2371 lm
LOR	80%
Durata LED / <i>LED lifetime</i>	L80B20 (@50000hr)
Fascio / <i>Beam</i>	30°




Accessori / *Accessories*

Kit di Emergenza Remoto
Remoted Emergency Kit



123010

Kit di Emergenza Remoto
Remoted Emergency Kit



123023-3

Filtro Opale
Opal Filter



0796000U